

PowerFilm[®]

MADE IN THE USA

SOLAR

Electronic Component Solar Panels

Indoor Light Series

The Indoor Light Series opens new opportunities for developing remote power solutions in low light and indoor applications. These panels provide energy collection at light levels down to 200 lux and below, making them useful for almost any indoor environment.

Whether you need advice on battery sizing and chemistry or circuit design using any of the leading energy-harvesting chips on the market today, we can help. We also offer development kits that will take you from IoT concept to product faster.

Looking for a custom Electronic Component Solar Panel? We offer custom sizes, voltages, encapsulations and substrates. If you are working on indoor applications we can provide additional support in designing your solution.

Contact us at www.powerfilmsolar.com to learn more.

LL200-2.4-37

Electrical Specifications:
Max Voc all light levels - 3.7V

200 Lux

Power: 0.068mW
Operating Voltage: 1.6V
Operating Current: 0.043mA

1000 Lux

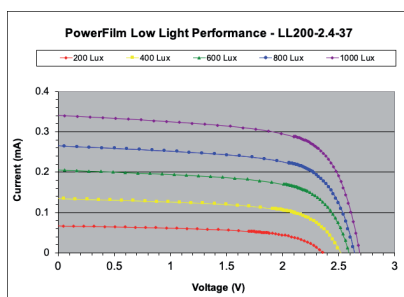
Power: 0.449mW
Operating Voltage: 2.1V
Operating Current: 0.214mA

Physical Specifications:

Dimensions:
54.0 x 36.5 (mm)
2.13 x 1.44 (in)
Weight: 0.03oz / 0.70g



IV Curve



LL200-2.4-75

Electrical Specifications:
Max Voc all light levels - 3.7V

200 Lux


Power: 0.289mW
Operating Voltage: 1.6V
Operating Current: 0.181mA

1000 Lux

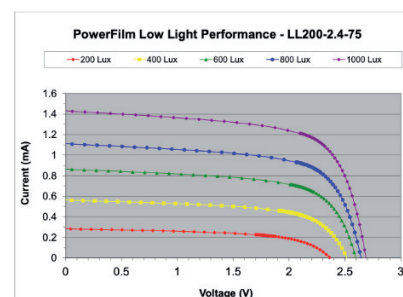
Power: 1.899mW
Operating Voltage: 2.1V
Operating Current: 0.904mA

Physical Specifications:

Dimensions:
94.0 x 73.0 (mm)
3.70 x 2.87 (in)
Weight: 0.06oz / 1.70g




IV Curve



PowerFilm[®] SOLAR

MADE IN THE USA

LL200-3-37



Electrical Specifications:

Max Voc all light levels - 4.6V

200 Lux

Power: 0.166mW

Operating Voltage: 2.1V

Operating Current: 0.079mA

1000 Lux

Power: 1.089mW

Operating Voltage: 2.6V

Operating Current: 0.419mA

Physical Specifications:


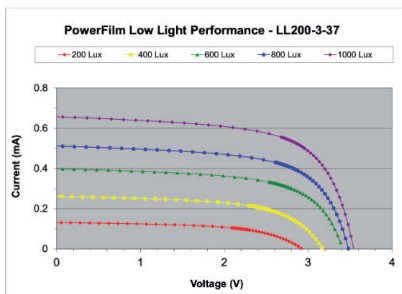
Dimensions:

114.0 x 36.5 (mm)

4.49 x 1.44 (in)

Weight: 0.04oz / 1.13g

IV Curve



LL200-4-8-37

Electrical Specifications:

Max Voc all light levels - 7.4V

200 Lux

Power: 0.133mW

Operating Voltage: 3.2V

Operating Current: 0.041mA

1000 Lux

Power: 0.871mW

Operating Voltage: 4.2V

Operating Current: 0.207mA

Physical Specifications:

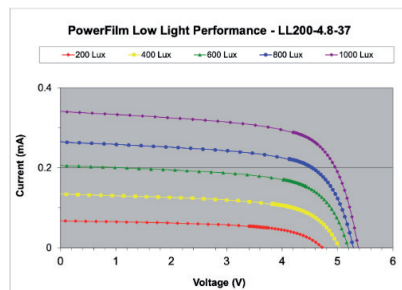
Dimensions:

94.0 x 36.5 (mm)


3.70 x 1.44 (in)

Weight: 0.04oz / 1.13g

IV Curve



LL200-3.6-75



Electrical Specifications:

Max Voc all light levels - 5.5V

200 Lux

Power: 0.206mW

Operating Voltage: 2.4V

Operating Current: 0.086mA

1000 Lux

Power: 1.354mW

Operating Voltage: 3.2V

Operating Current: 0.423mA

Physical Specifications:

Dimensions:

74.0 x 73.0 (mm)

2.91 x 2.87 (in)

Weight: 0.05oz / 1.42g

IV Curve

